



The tipper's civil engineering



French Manufacturer



2024 Edition



Bodywork, occupational options and service !

See our trade customisations

- 8 · Carpenter roofer
- 10 · Builder
- 12 · Civil engineering

Add your JPM options

- 18 · Doors
- 24 · Load securing
- 44 · Work site securing
- 50 · Storage
- 64 · Tipper access
- 70 · Protection
- 74 · Coupling

Take advantage of JPM services

- 78 · 3rd year of guarantee free
- 80 · Customisable bodywork
- 82 · A local distribution network
- 84 · Bodywork configurator

Choose your bodywork

- 88 · Aluminium rear tipper 55
- 90 · Mixed aluminium rear tipper 55
- 92 · Steel rear tipper 55
- 94 · Aluminium removable tipper 55
- 96 · Steel removable tipper 55
- 98 · Aluminium enterprise three-way tipper 55

About us

- 106 · French industrial expertise
- 108 · When the users of vehicle bodies become the inspiration for their work tools
- 110 · Stronger together
- 112 · Wrap your work tools in tranquillity
- 114 · The bodywork expertise for work tools suitable both for the world of today and tomorrow



Management de la qualité



Management environnemental





JPM
ORIGINAL

It is not just a JPM Original body...

...It's your work tool !



It is not just a JPM Original body...

...It's your work tool !



BUILDER



CIVIL ENGINEERING





CARPENTER ROOFER

• Storage

Strap storage box



Stainless steel box



• Work site securing

Cone holder



Triangle - 2 flashing lights





• Load securing

Cab protection reinforcement



Lashing point



Rear beam rack



Additional bar



• Coupling

Triva Entrepriise



• Door

Easydoor





BUILDER

• Storage

Box with basket



A - p.52

Box with basket



B - p.50

• Work site securing

Cone holder




p.44

Triangle - 2 flashing lights



p.47





• Load securing

Cab protection reinforcement



Lashing rings



Load stop



Additional bar



• Coupling

Triva Entrepriise



• Door

Universal door





CIVIL ENGINEERING


• Storage

Box with basket



A - p.52

Tool-holder - 3 tools



B - p.50

• Work site securing

Cone holder




C - p.44

Triangle - 2 flashing lights



p.47





• Load securing

Cab protection reinforcement



Lashing rings



Load stop



Additional bar



• Coupling

Triva TP



• Door

Easydoor





All our options,
for even more customisation...



18 | Doors

Universal doors - Easydoor

24 | Load securing

Lashings - Load stops - Options for cab protection - Beam rack - Side extensions - Rear extensions - Height adjustable protective roof - Tipper net - Wireless remote control

44 | Work site securing

Cone holder - Zebra Class 2 - Rotating flashing light - Signalling bar - Triangle

50 | Storage

Tool-holder - Behind cab storage locker - Accessories for behind cab storage locker - Locker under the tipper - Locker in the tipper - Strap storage box

64 | Tipper access

Sliding step ladder - Step - Access handle

70 | Protection

PVC protections - Light grilles

74 | Coupling

Triva TP - Triva Entreprise

Options

Doors

Steel universal door

- 2-leaf door and automatic release
- Steel frame, thickness 4 mm
- Leaf height 450 mm in S355 steel, thickness 2 mm
- Closure by locking bar on the frame
- Safety lock on locking bar
- Hooks to hold leaves open
- Frame locking for tipping with the leaves open

- **Weight :**
46 kg
- **Material :**
Steel



Universal door

=



Door with automatic release

+



2-leaf door

Aluminium universal door

- 2-leaf door and automatic release
- Aluminium frame
- Aluminium leaf height 450 mm, thickness 3 mm to 4 mm
- Closure by steel locking bar on the frame
- Safety lock on locking bar
- 2 hooks to hold leaves open
- Frame locking for tipping with the leaves open

- **Weight :**
From 31 kg to 36 kg
depending on dimension
- **Material :**
Aluminium



Universal door

=



Door with automatic release

+



2-leaf door

Easydoor door

- Door with automatic release and manual bottom opening
- Steel frame, thickness 4 mm
- Aluminium door leaf, height 400 mm
- Sideboard type handle closure
- Frame locking for tipping with the door leaf open

• **Weight :**
25.7 kg

• **Material :**
Mixed steel and aluminium



Easydoor

=



Automatic release door

+



Manual bottom opening door

Find all our options on
www.jpm-group.com

18 | Doors

Universal doors - Easydoor

24 | Load securing

Lashings - Load stops - Options for cab protection - Beam rack - Side extensions - Rear extensions - Height adjustable protective roof - Tipper net - Wireless remote control

44 | Work site securing

Cone holder - Zebra Class 2 - Rotating flashing light - Signalling bar - Triangle

50 | Storage

Tool-holder - Behind cab storage locker - Accessories for behind cab storage locker - Locker under the tipper – Locker in the tipper - Strap storage box

64 | Tipper access

Sliding step ladder - Step - Access handle

70 | Protection

PVC protections - Light grilles

74 | Coupling

Triva TP - Triva Entreprise

Options

Load securing

Lashing on cab protection

- **Lashing for small equipment**

- 4 rings for 25 mm strap or bungee
- Adjustable over the entire width of the cab protection
- Adaptable on cab protection without tools
- Resistance : 100 kg
- Standard, DIN 580
- Available in after-sales kit

- **Weight :**

0.4 kg

- **Material :**

Galvanised steel or aluminium



Lashing on the steel tipper platform

- Retractable lashing rings
- To be integrated into the steel platform of the bodywork
- Resistance : 1 T
- Standard, EN12640 1000 daN
- Not available as after-sales kit - factory assembly only

- **Weight :**

1 kg

- **Material :**

Hot galvanised steel



Lashing point

- Lashing for medium/large equipment
- Only adaptable without tools on JPM Original aluminium tipper
- Resistance 1000 daN
- Standard, EN12640
- Available in after-sales kit



- **Weight :**
0.20 kg (part)
- **Material :**
Steel
Zinc/Nickel treatment



Load stop

- Makes it possible to wedge and strap the load on the cab protection
- Set of 2 load stops - Can be clipped onto JPM cab protection
- Quick, easy assembly and dismantling with a simple thumb wheel
- To be positioned as required on the entire width of the cab protection
- Possibility of strapping (25 mm strap), resistance 500 daN
- JPM patented option
- Thickness : 25 mm
- Dimensions (l x w) : 16.5 cm x 11 cm

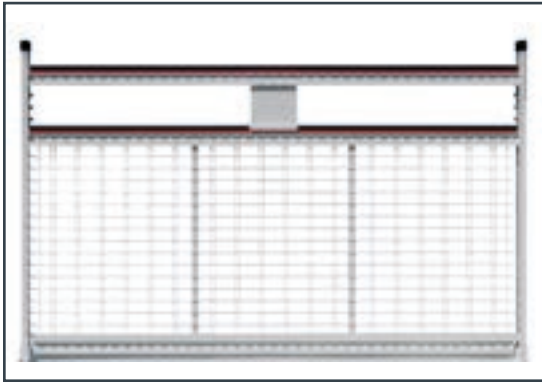
- **Weight :**
0.74 kg
- **Material :**
Stainless steel



Double bar for cab protection

- Take advantage of this additional bar for transporting long lengths (such as pipes) on a steel mesh ladder rack
- Makes it possible to extend the ladder rack by 250 mm
- Distance between the 2 bars : 165 mm

- **Weight :**
1 kg
- **Material :**
Stainless steel



Reinforcement for the cab protection

- **Retention reinforcement for the cab protection**
- Better protection of the cab when braking (XL standard for cab protection)
- In zinc, nickel treated steel and aluminium - thickness 3 to 4 mm
- Increased stability of the cab protection when under load
- Better connection of the cab protection to the front face
- Enables a 100 kg load increase compared with a standard cab protection
- Only adaptable on a steel mesh cab protection and new model JPM cab protection

- **Weight :**
4.4 kg
- **Material :**
Steel and aluminium



Cab protection filling reinforced with polypropylene

- Transform your mesh ladder rack into a solid ladder rack
- Fast, easy installation without the use of tools, for only 12 kg more
- Very resistant, special grinding
- 3 polypropylene plates, thickness 10 mm
- 2 glazing stops in galvanised steel, stainless steel button

• **Weight :**

12 kg

• **Material :**

Polypropylene



Rear beam rack

- Take advantage of this beam rack with adjustable height for transporting long lengths completely safely
- Incompatible with the rear extension
- Maximum load of 300 kg
- Adjustable height by single bolt

- **Weight :**
18 kg
- **Material :**
Steel



Fold-down side extensions in aluminium planks

- Multiply your load volume with these extensions in aluminium planks
- Loading out of sight - Almost zero load losses
- Fold-down aluminium planks: ideal for side loading
- In double skin aluminium planks riveted on aluminium structure
- 300 mm articulation - Fixed part height 600 mm - Thickness 30 mm
- Tubular spacer bar at the rear between the two extensions

- **Weight :**

79 kg

*(for a tipper length
of 3300 mm)*




Straight side extensions in aluminium planks

- Multiply your load volume with these extensions in aluminium planks
- Loading out of sight - Almost zero load losses
- In double skin aluminium planks riveted on aluminium structure
- Height 900 mm - Thickness 30 mm
- Tubular spacer bar at the rear between the two extensions

- **Weight :**

76 kg

*(for a tipper length
of 3300 mm)*



Straight side extensions in perforated aluminium sheet

- Perforated metal sheet welded on a tubular frame
- Straight on the rear
- Thickness : 30 mm
- Hole diameter : 10 mm
- Spacer bar at the rear between the two extensions

• **Weight :**

54 kg

*(for a tipper length
of 3300 mm)*



Side extensions with cut-off corners in perforated aluminium sheet

- Perforated metal sheet welded on tubular frame
- Thickness : 30 mm
- Hole diameter : 10 mm

• **Weight :**

40 kg

*(for a tipper length
of 3300 mm)*




2-leaf rear extensions in solid aluminium sheet

- 2-leaf rear extension
- In solid aluminium sheet
- Very robust due to the rear pillar common to the universal door
- No spacer bar = facilitated access to the tipper
- Universal door compulsory

- **Weight :**

36 kg

*(for a tipper width
2000 mm)*



2-leaf rear extensions in perforated aluminium sheet

- 2-leaf rear extension
- In perforated aluminium sheet
- Very robust due to the rear pillar common to the universal door
- No spacer bar = facilitated access to the tipper
- Universal door compulsory

- **Weight :**

34 kg

*(for a tipper width
2000 mm)*



Height adjustable protective roof

- **Ideal for grinding and totally safe transport**

- Cover in reinforced PVC material (640 g/m²) on cab protection side for better impact resistance and openwork (430 g/m²) for air to pass through on the rear door side
- Easy, gas cylinder-assisted opening, handling by a single person even with the grinder coupled.
- In open position, height on cab protection side: 800 or 900 mm (depending on the cab protection), Height on rear door side : 2000 mm
- Supplied with a storage box that can be used for interior storage
- Available for JPM tippers with lengths of 2800, 2900, 3050 ,3200, 3300, 3500 mm and width 2000 mm
The tipper must be fitted with a universal door or Easydoor, mesh cab protection with polypropylene filling and side extensions in JPM aluminium planks height 900 mm
- Compatible with the 2-leaf rear extension
- Incompatible with pick-up tippers, VW T6, Fuso Canter 6C

- **Weight :**

Structure : 33.5 kg

- **Material :**

Structure : raw aluminium



Tipper net

- Secure your load using this extensible net capable of adapting to all load shapes
- Its synthetic fibre is tear-resistant = 30 mm mesh
- Supplied with 2 types of hook (pulleys and hooks) and a storage bag
- 6 mm bungee cord spliced on the periphery
- 30 polyamide pulleys - 30 aluminium rivets - 30 white plastic hooks

- **Weight :**
Less than 1 kg
- **Material :**
Synthetic



Wireless remote control

- Wireless radio control
- Range 20 m
- Supplied with receiver to be wired
- 2 x LR03 batteries supplied



Find all our options on
www.jpm-group.com

Options

18 | Doors

Universal doors - Easydoor

24 | Load securing

Lashings - Load stops - Options for cab protection - Beam rack - Side extensions - Rear extensions - Height adjustable protective roof - Tipper net - Wireless remote control

44 | **Work site securing**

Cone holder - Zebra Class 2 - Rotating flashing light - Signalling bar - Triangle

50 | Storage

Tool-holder - Behind cab storage locker - Accessories for behind cab storage locker - Locker under the tipper – Locker in the tipper - Strap storage box

64 | Tipper access

Sliding step ladder - Step - Access handle

70 | Protection

PVC protections - Light grilles

74 | Coupling

Triva TP - Triva Entreprise

Options

Work site securing

Cone holder

- Geomet treated steel cone holder
- Easy loading and unloading : pivoting outwards
- Equipped with 6 cones (height : 50 cm)
- Closure by pin, possibility of adding a padlock (not supplied)
- Holds 6 cones by a centring unit, adjustable to the number of cones transported
- Can be adapted with bolts on the subframe of the JPM bodywork

• **Weight :**
10.5 kg

• **Material :**
Geomet treated steel



Zebra Class 2 (B)

- Ideal for signalling on vehicles operating on and around the roadway
- Specific for emergency response vehicles on express routes and motorways
- Excellent performance with high angularity
- Effective distance : up to 500 m
- Resistant to high pressure washing
- Kit for one vehicle
- Class B approved

- **Material :**

- Special cast PVC film
- Reflective sticker



Flashing light

- LED flashing light to stick on
- 12/24 V orange LED light
- Height 149 mm - Diameter 140 mm



Universal signalling bar - 2 lights

- Bar with 2 orange LED flashing lights to stick on
- Metal fixing length : 1.20 m
- Anti-corrosion coating
- 3-point gluing
- Supplied with 6 m wiring harness switch and fuse



Triangle with electric lift and 2 lights

- Universal signalling bar with electric lift triangle and 2 lights
- AK5 double-sided triangle, 74 mm lights
- Supplied with 6 m wiring harness, switch and fuse.
- Orange LED flashing light : lighting power flashing mode + rotating mode
- Switch in cab
- Approved in France



Options

18 | Doors

Universal doors - Easydoor

24 | Load securing

Lashings - Load stops - Options for cab protection - Beam rack - Side extensions - Rear extensions - Height adjustable protective roof - Tipper net - Wireless remote control

44 | Work site securing

Cone holder - Zebra Class 2 - Rotating flashing light - Signalling bar - Triangle

50 | Storage

Tool-holder - Behind cab storage locker - Accessories for behind cab storage locker - Locker under the tipper – Locker in the tipper - Strap storage box

64 | Tipper access

Sliding step ladder - Step - Access handle

70 | Protection

PVC protections - Light grilles

74 | Coupling

Triva TP - Triva Entreprise

Options
Storage

Tool-holder - 3 tools

- **Tools accessible from the ground**



- Storage for up to 3 tools (max. handle diameter 40 mm) - Dimensions 650 x 170 x 130 mm
- Handle protection with a red EPDM contact clip
- Single filament polyethylene bungee cord to hold tools perfectly
- Adaptable to JPM mesh, solid, and aluminium ladder racks
- Max. 3 tool-holders offset for an 1800 mm ladder rack
- Max. 3 tool-holders for a 2000 mm ladder rack

- **Weight :**

1.6 kg

- **Material :**

Brushed aluminium



Tool-holder - 1 tool


- Tools accessible from the ground
- Store up to 1 tool (max. handle diameter: 40 mm)
- Tool held optimally by bungee cord - Space-saving (15 x 15 cm)
- Tool-holder in 2 sections making it possible to adapt to the handle length
- Handle protection with contact clip
- Rust-proof: brushed stainless steel
- Possibility of accommodating up to 13 tools for a cab protection with width of 2000 mm
- Tool-holder can be positioned inside or outside the cab protection
- Can be fitted without tools on a JPM steel cab protection and with tools on a JPM aluminium cab protection

- **Weight :**

0.9 kg

- **Material :**

Brushed stainless steel



Behind cab storage locker

- **The behind cab locker offers a large secure storage capacity !**
- Available in steel or aluminium
- Door opening : 520 mm
- Recessed closures with lock, possibility of closure by padlock (padlock not included)
- Doors held open by gas cylinder
- No risk of stumbling when loading : smooth walls and locker bottom
- Lashing rings in each corner
- Storage box delivered with galvanised steel subframe extension

- **Steel :**
Between 110 and 190 kg
2 mm thick
- **Aluminium :**
Between 70 and 110 kg
3 mm thick

- Dimensions - l x w x h (en mm) :

Locker Length 600 mm :

600 x 800 x 1800
600 x 800 x 2000
600 x 1150 x 2000
600 x 1300 x 1800
600 x 1300 x 2000
600 x 1500 x 2000

Locker Length 800 mm :

800 x 800 x 1800
800 x 800 x 2000
800 x 1150 x 2000
800 x 1300 x 1800
800 x 1300 x 2000
800 x 1500 x 2000



Shelves for behind cab locker

This shelving will increase your storage capacity in the locker


- All birch plywood - Thickness 12 mm - Max. load per shelf : 35 kg
- One non-slip face made up of small crosses 220 g/m² - Edges treated with acrylic paint
- Smooth opposite face with dark brown film 120 g/m²
- Possibilities :
 - one shelf on the locker height 800 mm
 - 2 shelves for the locker height 1300 mm
 - 3 shelves for the locker height 1500 mm

• **Weight :**

10 kg

• **Material :**

Plywood



Mat for shelf or basket

- Perforated non-slip mat
- To be positioned in the basket, in the bottom of the locker or on a shelf
- Perforated non-slip mat
- Thickness 16 mm
- Mat in 2 sections along the length


- **Weight :**
Between 2.6 and 2.8 kg
- **Material :**
Natural rubber



Mesh basket on the behind cab storage locker

- This mesh basket enables you to keep the tools you use most often within reach
- Additional storage above the storage box
- Dimensions : h250 x w550 x l1660 mm - Hole diameter 10 mm
- Perforated aluminium sheet basket for JPM storage box
- Fixed by bolts above the behind cab storage locker
- Length 1724 mm for 1800 mm locker
- Length 1924 mm for 2000 mm locker
- Incompatible with 1500 mm height storage box

- **Weight :**
12 kg
- **Material :**
Aluminium



Polyurethane locker under the tipper

- This locker offers a new secure, hermetically sealed storage space
- Fixed in the vehicle's wheelbase
- Locker locked by a key - makes it possible to store your equipment with peace of mind
- Supplied with fixing supports
- Dimensions (mm) :
 - L500 x H400 x D370
 - L500 x H350 x D300

- **Weight :**
0,2 kg
- **Material :**
Polyurethane



Stainless steel locker under the tipper

- This locker offers a new secure, hermetically sealed storage space
- Fixed in the vehicle's wheelbase
- Locker locked by a key - makes it possible to store your equipment with peace of mind
- Supplied with fixing supports
- Dimensions (mm) :
 - L500 x H400 x P370
 - L700 x H400 x P370

- **Weight :**
6 kg
- **Material :**
Stainless steel



Strap storage box

- Locker In polyurethane - dimensions : L200 x H150 x D120 mm
- Fitted with 4 x 25 mm straps, 2 x 50 mm straps, hooks with closed fingers
- Coiling system for straps
- Storage lockers
- Load-holding net
- Key locking for locker

- **Weight :**
14.5 kg
- **Material :**
Polyurethane



Locker with cut-off corners in the tipper

- **Storage locker in the tipper**

- Dimensions (mm) : 600 x 549/635 x 1975
- In aluminium - thickness : 2,7 mm
- Door opening : 440 x 1770 mm
- Top handle
- Locking by padlock (padlock not included)
- Holding the door open
- Available in White or Grey RAL 7004

- **Weight :**

49 kg

- **Material :**

Steel



Feet for locker in the tipper

- Set of two fixing feet in steel
- Dimensions : H 350 mm x width 600 mm
- Can be adapted with bolts on the tipper platform
- Compatible with locker height 800

• **Weight :**
14 kg the set

• **Material :**
Steel



Options

18 | Doors

Universal doors - Easydoor

24 | Load securing

Lashings - Load stops - Options for cab protection - Beam rack - Side extensions - Rear extensions - Height adjustable protective roof - Tipper net - Wireless remote control

44 | Work site securing

Cone holder - Zebra Class 2 - Rotating flashing light - Signalling bar - Triangle

50 | Storage

Tool-holder - Behind cab storage locker - Accessories for behind cab storage locker - Locker under the tipper - Locker in the tipper - Strap storage box

64 | Tipper access

Sliding step ladder - Step - Access handle

70 | Protection

PVC protections - Light grilles

74 | Coupling

Triva TP - Triva Entreprise

Options

Tipper access

Sliding step ladder


- Access the inside of the tipper easily using this sliding step ladder
- Attached on the left or right under the rear universal door (compulsory for this option)
- Step ladder with three non-slip steps
- Incompatible with three-way tipper, removable tipper and tipper width of less than 1800 mm

- **Weight :**

6 kg

- **Material :**

Galvanised steel



Step

- Tipper access facilitated with the non-slip step
- Possibility of fixing several per body on the sideboards and/or the Easydoor rear door
- Galvanised steel plate step
- Can be folded with automatic locking at 90°
- Max. load : 150 kg
- Fixed by bolts

- **Weight :**
1.3 kg
- **Material :**
Galvanised steel



Access handle

- With this handle access the interior of the tipper more easily and safely
- Non-slip handle
- "Plastic" handle reinforced with a metal core
- Compatible with 2-leaf rear extensions

- **Weight :**

0.2 kg

- **Material :**

PVC



Find our all options on
www.jpm-group.com

Options

18 | Doors

Universal doors - Easydoor

24 | Load securing

Lashings - Load stops - Options for cab protection - Beam rack - Side extensions - Rear extensions - Height adjustable protective roof - Tipper net - Wireless remote control

44 | Work site securing

Cone holder - Zebra Class 2 - Rotating flashing light - Signalling bar - Triangle

50 | Storage

Tool-holder - Behind cab storage locker - Accessories for behind cab storage locker - Locker under the tipper – Locker in the tipper - Strap storage box

64 | Tipper access

Sliding step ladder - Step - Access handle

70 | Protection

PVC protections - Light grilles

74 | Coupling



Triva TP - Triva Entreprise

Options
Protection

PVC protections

- Available on sideboards, rear door, ladder rack and rear beam rack
- Shock absorption with flexible PVC on the top
- Performance and resistance at high and low temperature provided by a rigid PVC base
- Fits the profile to be protected perfectly, thickness 10 mm
- High-performance attachment (rivets)
- Incompatible with the door of the dropside, wood platform
- Adaptable only on JPM bodywork

- **Weight :**
Between 1.2 kg and 1.5 kg
- **Material :**
Flexible and rigid PVC



Light grilles

- Protect your vehicle's lights from impacts with these grilles
- UTAC-certified light grilles
- Wire diameter : 6 mm and 2 mm
- Assembled by welding
- Anti-corrosion treatment
- Held in place by the light fixing

- **Weight :**
About 1.5 kg
- **Material :**
Steel



Options

18 | Doors

Universal doors - Easydoor

24 | Load securing

Lashings - Load stops - Options for cab protection - Beam rack - Side extensions - Rear extensions - Height adjustable protective roof - Tipper net - Wireless remote control

44 | Work site securing

Cone holder - Zebra Class 2 - Rotating flashing light - Signalling bar - Triangle

50 | Storage

Tool-holder - Behind cab storage locker - Accessories for behind cab storage locker - Locker under the tipper – Locker in the tipper - Strap storage box

64 | Tipper access

Sliding step ladder - Step - Access handle

70 | Protection

PVC protections - Light grilles

74 | Coupling

Triva TP - Triva Entreprise

Options
Coupling

- A single device for your coupling and your ICC bar with 2 coupling solutions
- Triva TP = Rear ICC bar + Head stock + 2 coupling heights
- Triva approved in compliance with UN Regulations R55 and R58
- Head stock approved for GCWR ≤ 11.5 T
- Head stock approved for GVWR ≤ 3.5 T
- 2 towing heights :
 - Ball hook at regulation height
 - Clevis hitch adhering to the regulatory clearance of the ball and ideally positioned for drawbar eye


- **Weight :**
Between 52 kg and 56 kg
- **Material :**
Steel



Caution : when fitting a TRIVA with a hook, make sure the vehicle is towing.

- A single device for your coupling and your ICC bar with one coupling solution
- Triva Entreprise = ICC bar + Head stock + 1 coupling height
- Approved towbar up to GVWR $\leq 11T$ (depending on vehicle)
- Approved tow bar up to GVWR $\leq 7T5$ (depending on vehicle)
- One coupling height : mixed hook

- **Weight :**
Between 25 kg and 30 kg
- **Material :**
Steel



Caution : when fitting a TRIVA with a hook, make sure the vehicle is towing.

JPM SERVICE 

Essential peace of mind when you are working !

- *3rd year of guarantee free*
- *Online sales of options and spare parts for your bodywork*
- *A local distribution network*
- *Bodywork configurator*
- *Quotation request, online After-Sales Service, etc.*



JPM^o

UNE TROISIÈME ANNÉE DE GARANTIE GRATUITE ?

A 3rd year of guarantee for free ?

Après enregistrement de votre carrosserie !

After registration of your conversion !



www.jpm-group.com

Rubrique «Enregistrement de ma garantie»

Section «Registration of your guarantee»

3RD YEAR OF GUARANTEE FREE

Register your new bodywork on www.jpm-group.com

to enjoy a **third year of guarantee free!**

And up to **5 years' guarantee** for your bodywork...



GARANTIE
2 ANS


On purchasing
your bodywork

GARANTIE
3 ANS

3rd year free after
registering your
bodywork

GARANTIE
5 ANS

JPM offers a
2-year additional
guarantee extension



Personnalisez et entreprenez vous-même votre carrosserie JPM

- OPTICS
- Protection
- Garantie
- Absorbeur

Changement
Signalisation

Acide
Bourgeois

PIÈCES DE RECHANGE
Hydraulique
Électrique
Carrosserie
Options

NOS CONSEILS DE PERSONNALISATION

Maçon

Peupelage

Entrepreneur TP

Collectivité

Commerce

Chapiteau

En France et en Europe

DÉCOUVREZ NOS CARROSSERIES



CUSTOMISABLE BODYWORK



Online sales of options and spare parts at

www.jpm-group.com

Customisable, self-maintaining bodywork



Satisfied or
refunded



Original JPM
parts



Free delivery



DISTRIBUTION NETWORK

Take advantage of a local JPM network in **Europe!**
Find the coach builder nearest to you on
www.jpm-group.com



Tips



Assembly



Maintenance



BODYWORK CONFIGURATOR

A real Bodywork Configurator to be seen at

www.jpm-group.com



Determine
the length your
bodywork



Define your chassis



Find out the
payload of your
truck



Receive your
quotation



JPM
ORIGINAL

The fair price for equipment that is
ROBUST, DURABLE, LIGHT AND VERSATILE

REAR TIPPER MODEL 55*

ALUMIN-
IUM

MIXED
ALUMIN-
IUM

STEEL



**Up to 5T5 GVWR*

Video available at
www.jpm-group.com





1

Robustness


Identical mechanical resistance to that of the steel tipper



2

Payload

Additional 236 kg for a 3260 mm aluminium tipper compared with its steel equivalent



3

High tipping capacity

4T4 for a 3260 mm tipper
(load uniformly distributed)



4

Double safety handle

Incorporated into the sideboard



5

Resistance and watertightness

Boxed sideboard with sealing lip, large surface for stickers



6

Optimised hinge

Stops travel for the sideboard



7

Long life

Conical pillars with clamping screw and top hinge with double safety device



8

Optimum visibility


Compact: no top cap, optional load stops



9

Reliability of door opening

Direct connection between tipper and hook



10

No lubrication

Self-lubricating ring

REAR TIPPER MODEL 55*

ALUMIN-
IUM

MIXED
ALUMIN-
IUM


STEEL



**Up to 5T5 GVWR*

Video available at
www.jpm-group.com





1

Robustness


Identical mechanical resistance to that of the steel tipper



2

Payload

Additional 196 kg for a 3260 mm aluminium tipper compared with its steel equivalent



3

High tipping capacity


4T4 for a 3260 mm tipper
(load uniformly distributed)



4

Double safety handle


Incorporated into the sideboard



5

Resistance and watertightness

Boxed sideboard with sealing lip, large surface for stickers



6

Optimised hinge

Stops travel for the sideboard



7

Long life

Conical pillars with clamping screw and top hinge with double safety device



8

Optimum visibility


Compact : no top cap, optional load stops



9

Reliability of door opening

Direct connection between tipper and hook



10

No lubrication


Self-lubricating ring

REAR TIPPER MODEL 55*

ALUMIN-
IUM

MIXED
ALUMIN-
IUM


STEEL



**Up to 5T5 GVWR*

Video available at
www.jpm-group.com






1

GalvaZ
Anti-corrosion treatment



2

Robustness
Robotised MIG bead welding




3

High tipping capacity
4T1 for a 3260 mm tipper
(load uniformly distributed)



4

Long life
Conical pillars



5

Resistance and watertightness
Boxed sideboard with watertight lip




6

Prevention of knocks
Bumpers on sideboards



7

Reliability of door opening
Direct connection between tipper and hook



8

Optimum visibility
Compact : no top cap, optional load stops



9

Large surface for stickers



10

No lubrication
Self-lubricating ring

REMOVABLE TIPPER

MODEL 55*



**Up to 5T5 GVWR*

Video available at
www.jpm-group.com





1

Robustness

Identical mechanical resistance to that of the steel tipper and no risk of rust



6

Prevention of knocks

Sideboard and door bumper



2

Payload

Additional 260 kg for a 3260 mm removable tipper compared with its steel equivalent



7

Long life

Conical pillars with clamping screw and top hinge with double safety device



3

Safety

Patented anti-theft device which fixes on the cradle hook.



8

Optimum visibility

Compact : no top cap, optional load stops



4

Facilitated dumping

In addition to 2 leaves the universal door has manual unlocking towards the bottom



9

Secure loading

Possibility of strapping on the outer frame



5

Aluminium sideboard with watertight lip

When closing the lip settles onto the platform thus ensuring better containment of fine loads



10

Fuel savings

0.5 L/100 km fuel saving compared with its steel equivalent

REMOVABLE TIPPER

MODEL 55*

ALUMIN-
IUM

MIXED
ALUMIN-
IUM

STEEL



**Up to 5T5 GVWR*

Video available at
www.jpm-group.com






1

Robustness


Longevity of JPM steel bodywork



2

GalvaZ

Anti-corrosion treatment



3

Safety

Patented anti-theft device which fixes on the cradle hook.



4

Facilitated dumping

In addition to 2 leaves the universal door has manual unlocking towards the bottom



5

Aluminium sideboard with watertight lip

When closing the lip settles onto the platform thus ensuring better containment of fine loads



6

Prevention of knocks

Sideboard and door bumper



7

Long life


Conical pillars with clamping screw and top hinge with double safety device



8

Optimum visibility


Compact : no top cap, optional load stops



9

Secure loading

Possibility of strapping on the outer frame



10

Large surface for stickers

Maximum legibility of visuals

ENTERPRISE THREE-WAY TIPPER MODEL 55*



ALUMINIUM



**Up to 5T5 GVWR*

Video available at
www.jpm-group.com





1

Robustness

Identical mechanical resistance to that of the steel three-way tipper



2

Payload

Additional 284 kg for a 3260 mm aluminium three-way tipper compared with its steel equivalent



3

Compass cylinder and high tipping capacity


3T9 for a 3260 mm three-way tipper
(load uniformly distributed)



4

Double safety handle

Incorporated into the sideboard



5

Resistance and watertightness

Boxed sideboard with sealing lip, large surface for stickers



6

Optimised hinge

Stops travel for the sideboard



7

Long life

Conical pillars with clamping screw and top hinge with double safety device



8

Optimum visibility

Compact: no top cap, optional load stops



9

Reliability of door opening

Direct connection between three-way tipper and hook



10

False manoeuvres impossible

Clevis with synthetic contact part: limited wear, ball guidance, no noise

REAR TIPPER

Interior length (in mm)	Steel Tipper 55		Steel Tipper 75		Mixed aluminium tipper		Aluminium tipper	
	Bodywork weight (in kg)	Tipping capacity (in metric tons)	Bodywork weight (in kg)	Tipping capacity (in metric tons)	Bodywork weight (in kg)	Tipping capacity (in metric tons)	Bodywork weight (in kg)	Tipping capacity (in metric tons)
1660	-	-	-	-	288	3.42	268	3.42
1760	-	-	-	-	294	3.13	274	3.13
1860	-	-	-	-	300	2.88	280	2.88
1960	-	-	-	-	307	2.66	286	2.66
2060	-	-	-	-	320	2.48	295	2.48
2160	423	3.56	-	-	326	2.31	301	2.31
2260	442	3.33	-	-	332	2.16	307	2.16
2360	461	3.13	-	-	339	2.03	314	2.03
2460	480	6.06	653	10.4	357	6.36	331	6.36
2560	500	5.74	667	9.8	363	6.04	336	6.04
2660	519	5.45	678	9.3	369	5.75	342	5.75
2760	525	5.18	691	8.9	371	5.48	348	5.48
2860	537	4.94	703	8.5	380	5.23	354	5.23
3010	556	4.6	722	7.9	388	4.90	363	4.90
3160	574	4.31	741	7.4	400	4.60	372	4.60

Weight & tipping capacity

Interior length (in mm)	Steel Tipper 55		Steel Tipper 75		Mixed aluminium tipper		Aluminium tipper	
	Bodywork weight (in kg)	Tipping capacity (in metric tons)	Bodywork weight (in kg)	Tipping capacity (in metric tons)	Bodywork weight (in kg)	Tipping capacity (in metric tons)	Bodywork weight (in kg)	Tipping capacity (in metric tons)
3260	587	4.13	753	7.1	406	4.42	378	4.42
3360	604	3.96	766	6.9	412	4.25	384	4.25
3460	611	3.8	778	6.6	418	4.09	389	4.09
3560	628	3.65	791	6.4	424	3.94	395	3.94
3660	645	5.26	805	7.9	-	-	-	-
3760	664	5.07	818	7.6	-	-	-	-
3860	680	4.9	830	7.4	-	-	-	-
3960	698	4.73	843	7.1	-	-	-	-
4060	715	4.58	855	6.9	-	-	-	-
4160	733	4.43	868	6.7	-	-	-	-
4260	750	4.29	886	6.5	-	-	-	-
4360	768	4.15	898	6.3	-	-	-	-
4460	785	4.02	911	6.1	-	-	-	-
4510	803	3.9	923	6	-	-	-	-

REMOVABLE TIPPER

Weight (in kg)

Interior length (in mm)	Removable Steel Tipper	Removable Aluminium Tipper
2460	469	243
2560	480	249
2660	490	254
2760	501	259
2860	511	264
3010	526	272
3160	542	280
3260	552	285
3360	563	290
3460	573	296
3560	583	301
3660	594	306
3760	604	311
3860	615	317
3960	625	322
4060	635	327
4160	646	332

Weight given as an example

THREE-WAY TIPPER

Weight & tipping capacity

Interior length (in mm)	Enterprise Aluminium Three-way Tipper	
	Bodywork weight (in kg)	Tipping capacity (in metric tons)
1960	-	-
2060	-	-
2160	-	-
2260	-	-
2360	-	-
2460	-	-
2560	405	6.54
2660	411	6.20
2760	417	5.89
2860	423	5.60
3010	432	5.22
3160	440	4.89
3260	446	4.69
3360	452	4.50
3460	458	4.32
3560	464	4.16

Weight given as an example



JPM

STRONGER TOGETHER

About us





French industrial expertise

Since 1966 JPM has constantly improved, developed and industrialised.

JPM staff create and manufacture robust, reliable and durable bodies, which are real work tools.





When the users of vehicle bodies become the inspiration for their work tools

You are the person who understands your trade. JPM is only the creator of your work tool.

No-one is better than you to tell us how it is used.

We have discussions with you to create your future work tools : robust, guarantors of your health and safety, completely suitable for your trade and meeting the environmental challenges.





Stronger together

JPM is nothing on its own. The JPM group is very effective.

The JPM group is the union of three skills which interact, are complementary and the major aim of which is your welfare at work.

- JPM users, the inspiration for work tools*
- JPM staff, creators of work tools*
- JPM distributors, distributors of work tools*



JPM SERVICE



Wrap your work tools in tranquillity

JPM distributors are true guardians of your work tools. They are part of your peace of mind by advising you, enriching and maintaining your JPM equipment on their premises or yours or even on your work site. And added to this :

- Bodywork that can be personalised at any time during its life*
- An e-commerce website offering JPM options and spare parts*
- A third year of guarantee free-of-charge*





The bodywork expertise for work tools suitable both for the world of today and tomorrow

Today JPM creates the work tools you will need tomorrow.

We carry out technology and regulatory watches so that your work tools are the most suitable for the constraints and opportunities of our world and that of the future.

JPM makes its expertise available to you : the bodywork configurator offers bodywork suitable for your vehicle and calculates its payload.

*JPM reserves the right to make changes to this catalogue without prior notice.
Non-contractual photos and images*